

Code Code	K	Z	kg	E BSP	L	L1	F	LF1	CH	C1	ØN	ØINT	ØG	O	Code A
ØD 50 ØAL 40 ØS 20															
HMF1200100	100	250	2,99												
HMF1200200	200	350	3,78												
HMF1200300	300	450	4,58	1/4"	32	25	M16x1.5	30	18	18	109	87	ø 11 x 4	12	CFL0050109
HMF1200400	400	550	5,38												
HMF1200500	500	650	6,17												
ØD 60 ØAL 50 ØS 30															
HMF2300100	100	270	4,65												
HMF2300200	200	370	5,84												
HMF2300300	300	470	7,08	3/8"	35	25	M20x1.5	40	26	18	128	105	ø 13 x 4	14	CFL0060128
HMF2300400	400	570	8,30												
HMF2300500	500	670	9,54												
ØD 70 ØAL 60 ØS 35															
HMF3350100	100	300	6,73												
HMF3350200	200	400	8,28												
HMF3350300	300	500	9,89	3/8"	40	30	M27x2	50	32	20	142	117	ø 13 x 4	16	CFL0070142
HMF3350400	400	600	11,36												
HMF3350500	500	700	12,94												
ØD 80 ØAL 70 ØS 40															
HMF4400100	100	312	8,64												
HMF4400200	200	412	10,55												
HMF4400300	300	512	12,46	3/8"	40	30	M30x2	60	36	22	162	127	ø 15 x 4	16	CFL0080162
HMF4400400	400	612	14,23												
HMF4400500	500	712	16,27												
ØD 95 ØAL 80 ØS 50															
HMF5500100	100	345	13,71												
HMF5500200	200	445	16,78												
HMF5500300	300	545	19,92	1/2"	50	40	M36x2	70	45	25	181	149	ø 17 x 6	18	CFL0095181
HMF5500400	400	645	23,15												
HMF5500500	500	745	26,22												
ØD 115 ØAL 100 ØS 50															
HMF6500100	100	375	20,31												
HMF6500200	200	475	23,82												
HMF6500300	300	575	27,35	1/2"	70	40	M36x2	70	45	27	194	162	ø 17 x 6	24	CFL0115194
HMF6500400	400	675	30,86												
HMF6500500	500	775	34,37												

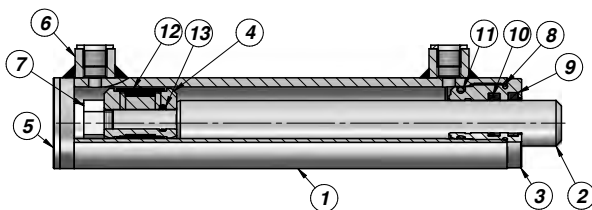
MATERIEL TUBE : ACIER St 52.3 DIN 2393 ISO H9
TUBE MATERIAL : STEEL St 52.3 DIN 2393 ISO H9

MATERIEL TIGE : ACIER UNI C45 SAE 1045 CHROME 25 µm ±5 Rating 9 / 200h ISO 10289 - 1999/ISO 9227-NSS
ROD MATERIAL : STEEL UNI C45 SAE 1045 CHROME 25 µm ±5 Rating 9 / 200h ISO 10289 - 1999/ISO 9227-NSS

CARACTERISTIQUES TECHNIQUES : VOIR PAGE 30 - TECHNICAL SPECIFICATIONS : SEE PAGE 30

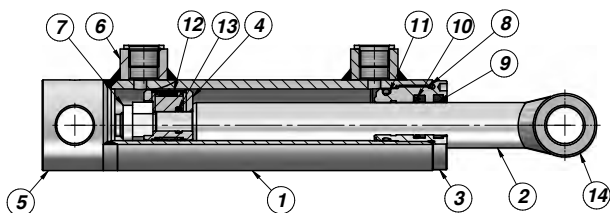
CARACTERISTIQUES TECHNIQUES
TECHNICAL SPECIFICATIONS

TYPE "HMO" - "HMOLM"



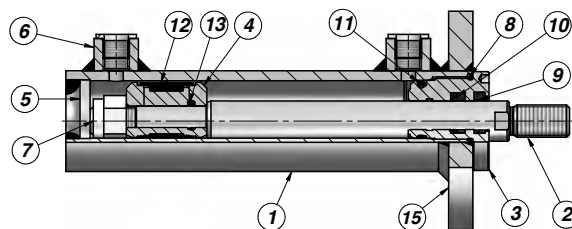
"HMO" Pression Maxi - Max. Pressure: 250 Bar (**)
"HMOLM" Pression Maxi - Max. Pressure: 180 Bar

TYPE "HFR2S"



"HFR2S" Pression Maxi - Max. Pressure: 250 Bar (**)

TYPE "HMF"



"HMF" Pression Maxi - Max. Pressure: 250 Bar (**)

PRODUIT - PRODUCT		MATERIEL - MATERIAL	
1	TUBE GLACE POLISHED TUBE	ACIER: S _t 52.3 DIN 2393 ISO H9 STEEL: S _t 52.3 DIN 2393 ISO H9	
2	TIGE CHROMEE CHROMED ROD	ACIER: UNI C45 - SAE 1045 - CHROME 25 µm ±5 Rating 9 / 200h (<ø20 120h) ISO 10289 - 1999/ISO 9227-NSS STEEL: UNI C45 - SAE 1045 - CHROME 25 µm ±5 Rating 9 / 200h (<ø20 120h) ISO 10289 - 1999/ISO 9227-NSS	
3	TETE DE GUIDAGE HEAD BUSH	FONTE: EN-GJL 250 (G25-UNI 5007 / EN 1561) HYDRAULIC CAST IRON: EN-GJL 250 (G25-UNI 5007 / EN 1561)	
4	PISTON PISTON	ACIER: 9SMn28 STEEL: 9SMn28	
5	FOND END PLUG	ACIER: S355J0 (Fe510C) - S355JR (A105) STEEL: S355J0 (Fe510C) - S355JR (A105)	
6	BOSSAGE TARAUDE THREADED PORT	ACIER STEEL	
7	ECROU DE BLOCAGE PISTON LOCKNUT	ACIER: UNI 7473 - 7474 STEEL: UNI 7473 - 7474	
8	JOINT: O-RING SEAL: O-RING	NBR 70 SHORE NBR 70 SHORE	
9	JOINT: GHK SEAL: GHK	POLYURETHANE POLYURETHANE	
10	JOINT: TSE-TTS-TT/L SEAL: TSE-TTS-TT/L	TSE: NBR+TISSU TTS-TT/L: POLYURETHANE TSE: NBR+FABRIC TTS-TT/L: POLYURETHANE	
11	JOINT: O-RING SEAL: O-RING	NBR 70 SHORE NBR 70 SHORE	
12	JOINT: TPM SEAL: TPM	NBR+POM+TPE NBR+POM+TPE	
13	JOINT: O-RING SEAL: O-RING	NBR 70 SHORE NBR 70 SHORE	
14	DOUILLE BUSH	ACIER: S355J0 (Fe510C) STEEL: S355J0 (Fe510C)	
15	BRIDE FLANGE	ACIER: S355J0 (Fe510C) STEEL: S355J0 (Fe510C)	

Vitesse Maxi - Top Speed: max 0,5 m/s

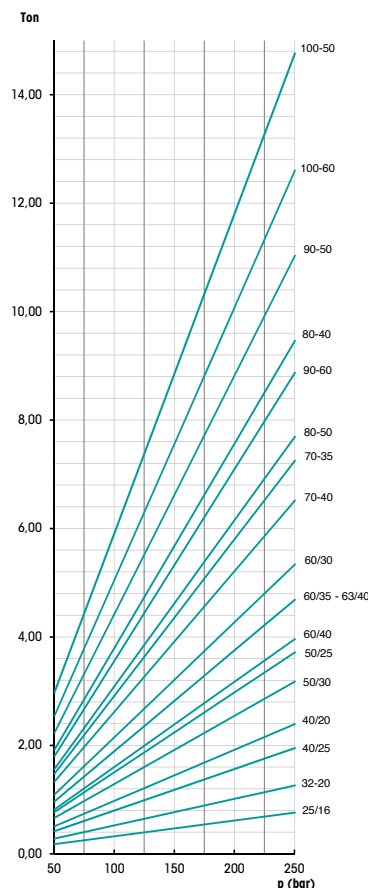
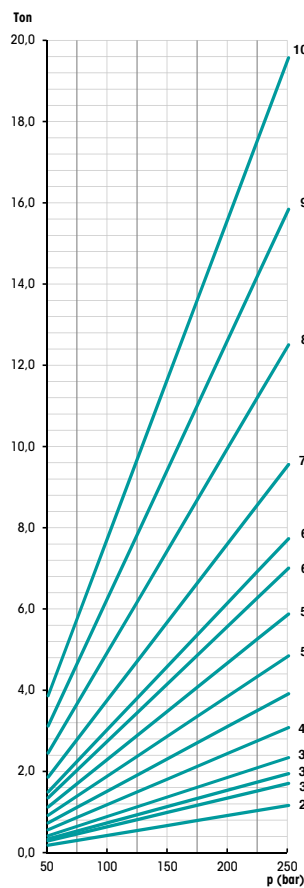
Température C° - Temperature C°: -25°C - +80°C

(**) La valeur de pression est toujours à vérifier selon l'application du vérin.

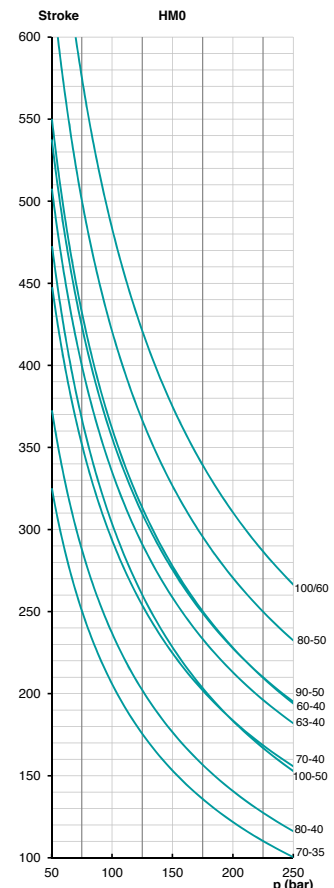
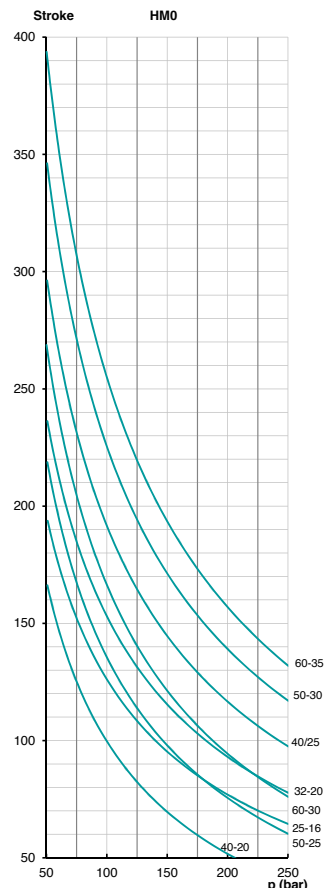
(**) The pressure value is always to be checked depending on the application of the cylinders.

CARACTERISTIQUES TECHNIQUES
TECHNICAL SPECIFICATIONS

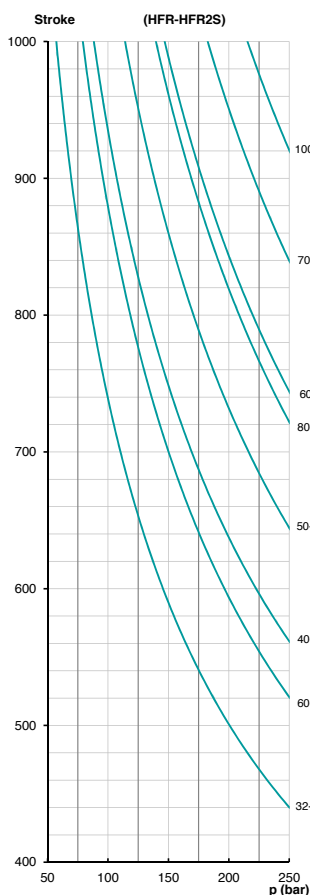
FORCE DE POUSSEE - *OUTPUT FORCE* FORCE DE TRACTION - *INPUT FORCE*



FLAMBAGE - *BUCKLING (HMO)*



FLAMBAGE - *BUCKLING (HFR-HFR2S)*



FLAMBAGE - *BUCKLING (HMF)*

