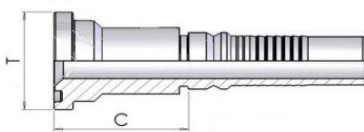
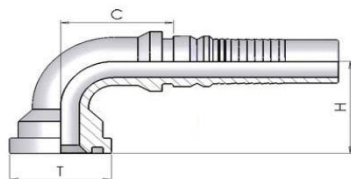
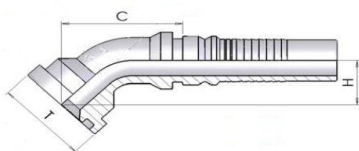



1300H

Embout à BRIDE SAE 6000 PSI

Référence	Référence	Diamètre Tuyau	Collet				
1300H12-16	R1300H1216	3/4	19,0	12	1	47,6	57,0
1300H16-12	R1300H1612	1	25,4	16	1	41,3	52,1
1300H16-16	R1300H1616	1	25,4	16	1	47,6	59,0
1300H16-20	R1300H1620	1	25,4	16	1.1/4	54,0	65,6
1300H20-16	R1300H2016	1.1/4	31,8	20	1	47,6	60,0
1300H20-20	R1300H2020	1.1/4	31,8	20	1.1/4	54,0	67,3
1300H20-24	R1300H2024	1.1/4	31,8	20	1.1/2	63,5	73,3
1300H24-20	SUR CDE	1.1/2	38,1	24	1.1/4	54,0	75,0
1300H24-24	R1300H2424	1.1/2	38,1	24	1.1/2	63,5	73,6
1300H24-32	R1300H2432	1.1/2	38,1	24	2	79,4	82,0
1300H32-32	R1300H3232	2	50,8	32	2	79,4	83,6


1100H
Embout à BRIDE 90° SAE 6000 PSI - MONOBLOC


Référence part nr.	Référence UNIDRO	Diamètre Tuyau		Module	Collet			
		in	mm		Pouce	mm	H	C
1100H12-12	R1100H1212	3/4	19	12	3/4	41,3	57	53,0
1100H12-16	R1100H1216	3/4	19	12	1	47,6	63	52,0
1100H16-12	R1100H1612	1	25,4	16	3/4	41,3	66	73,3
1100H16-16	R1100H1616	1	25,4	16	1	47,6	72	74,0
1100H16-20	R1100H1620	1	25,4	16	1.1/4	54,0	79,5	73,0
1100H20-16	R1100H2016	1.1/4	31,8	20	1	47,6	75	88,0
1100H20-20	R1100H2020	1.1/4	31,8	20	1.1/4	54,0	84	95,9
1100H20-24	R1100H2024	1.1/4	31,8	20	1.1/2	63,5	90	98,0
1100H24-24	R1100H2424	1.1/2	38,1	24	1.1/2	63,5	101	113,5
1100H24-32	R1100H2432	1.1/2	38,1	24	2	79,4	113	115,0
1100H32-32	R1100H3232	2	50,8	32	2	79,4	138	124,0

1200H
Embout à BRIDE 45° SAE 6000 PSI - MONOBLOC


Référence part nr.	Référence UNIDRO	Diamètre Tuyau		Module	Collet			
		in	mm		Pouce	mm	H	C
1200H12-12	R1200H1212	3/4	19,0	12	3/4	41,3	30,0	84,5
1200H12-16	R1200H1216	3/4	19,0	12	1	47,6	34,0	88,0
1200H16-12	R1200H1612	1	25,4	16	3/4	41,3	32,5	107
1200H16-16	R1200H1616	1	25,4	16	1	47,6	34,0	112,0
1200H16-20	R1200H1620	1	25,4	16	1.1/4	54,0	40,0	117,4
1200H20-16	SUR CDE	1.1/4	31,8	20	1	47,6	42,0	117,0
1200H20-20	R1200H2020	1.1/4	31,8	20	1.1/4	54,0	43,0	138,7
1200H20-24	R1200H2024	1.1/4	31,8	20	1.1/2	63,5	48,0	144,0
1200H24-24	R1200H2424	1.1/2	38,1	24	1.1/2	63,5	50,3	168,5
1200H24-32	R1200H2432	1.1/2	38,1	24	2	79,4	60,0	176,0
1200H32-32	R1200H3232	2	50,8	32	2	79,4	66,5	200,0